LAMINATE FLOOR

Endurance 8MM Collection



PARKAY®



AC4 ENDURANCE 8MM



Introducing a new laminate floor collection

Endurance offers unparalleled durability in its two versions, 14mm and 8mm thicknesses, ensuring a solid feel underfoot. Crafted with a scratch-resistant aluminum oxide finish, this affordable laminate is the perfect choice for homeowners seeking long-lasting elegance. Additionally, this flooring boasts multiple layers compacted to perfection, creating stability and strength.

PARKAY®

AC4 ENDURANCE 8MM

COLLECTION COLORS

HIMALAYAN HAZE



SAVANNAH SHORES



APPALACHIAN AMBER



ROCKY RISE



PATAGONIAN LOG



8MM AC4 - 24HRS WATER RESISTANT



SPECS

Width	9-5/8”
Length	54-1/4”
Thickness	8mm
Planks/Box	7
Box Weight	38 lbs
SF/Box	25.58
Box/Pallet	52
SF/Pallet	1330.16
Pallet/40'CTR	28

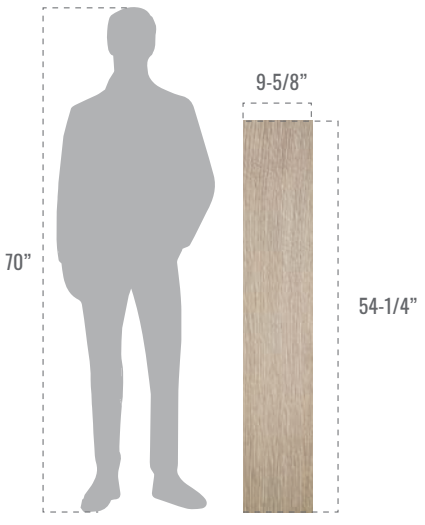

INFO & LIVE

AC4 ENDURANCE 8MM

SPECS



ACCESSORIES

T-Molding
(TM)

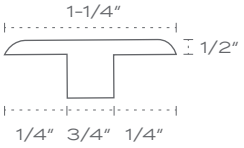

Multi-purpose
(MP)

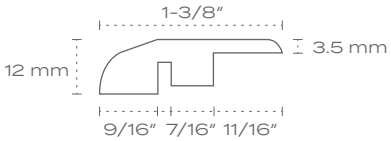

Flush Stair Nose Square
(FSN)

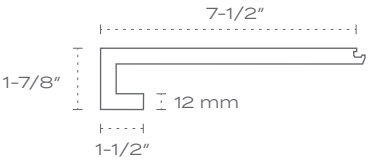

AC4 **ENDURANCE** 8MM
INSTALLATION INSTRUCTIONS

1. **Flooring needs to be acclimated.** Stored flat and fully supported during shipping and storage. Allow product, in an unopened package, to condition in the room where installation is to take place at a constant temperature between 64°F and 77°F or 19° – 25°C for a period of 48 hours prior to installation (Fig. 4 & 5).

2. Check flooring for possible defects prior to the installation. **Complaints can only be accepted before installation.** Slight variations in color and textures are designed to enhance its natural appearance. Mixing planks, from 3 to 4 different boxes creates a more realistic look.

3. Be aware that when exposed to **excessive temperatures and direct sunlight flooring will expand and contract causing problems with the locking system.** Please consider these exposures when choosing the area to install your flooring (Fig. 31).

4. **Flooring is not recommended to be installed in facilities with walkers, wheelchairs or extended care use, or in facilities with movement of heavy displays, racks, dentist chairs etc. Do not fix or place any extremely heavy object on top of this floor.** All these types of installations and cases may exert extreme stress and compromise the locking system of the flooring. **Chair mats must be used under office chairs** (Fig. 10, 24 & 25).

5. **Subfloors must be clean of debris, structurally sound, solid, stable, level, plumb,** to ensure no more than 3/16" unevenness per 10-feet span (Fig. 1, 2 & 3).

6. Subfloors presenting vapor emissions more than 2% CM should not be intented unless floor is treated with moisture block. All concrete subfloors must use plastic sheet for extra moisture protection. Parkay Floors® recommends "Plasticguard 6" as the ideal poly block to protect against moisture (Fig. 8).

7. Flooring can be installed over existing firm floors (Linoleum, PVC), non-grout separation tile floors, but **all carpet, wood or laminate floors must be removed.** Moisture barrier sheet must be installed (Fig. 1).

8. Since this floor requires a floating installation, **a minimum expansion gap of 1/2" must be left along the entire perimeter** of the area and fixtures, to allow expansion (Fig. 13).

9. Any flooring area length exceeding 32 Linear Feet must use transition moldings (Fig. 17).

10. A maximum of 10% sheen variation in between planks is consider normal.

11. **Flooring is not recommended to be installed over any electrical radiant heating systems. Only radiant heated system using water are recommended.** Max heating temperate must not exceed 82°F. (Fig. 6). These Instructions must be followed:

- Before installing, make sure to test the heating system at its maximum capacity to force out any residual moisture and to make sure it's working properly.
- Moisture content on screed must not exceed 1.5%.
- Shut down the heating system at least 48 hours prior to installation.
- Keep room temperate between 64°F and 77°F during the installation.
- After flooring is install, turn on the heating system gradually, from minimum to maximum within 1-hour period.

12. **Agree with the client on which direction the floor boards should run** since this influences the visual size ratio of the space.

13. **Pre-plan the floor by measuring the room first.** If the width of the last row is less than 2" (5cm) saw the first and the last plank in equal width.

14. **Snap the lines on the substrate to identify the layout reference points.** Planks should be set using this reference to ensure boards are aligned and will lock together correctly.

15. The use of pull bar and tapping block is recommended to ensure a successful install.

16. **Flooring provides a very tight fit.** Proper care must be used to ensure all seams are tight at end of install. An unprofessional installation or use of improper tools can result in damage to the click profiles. Do not lean boxes or planks on a vertical position against the floor, since it might brake the click system.

17. **If more than 5% of the product pulled out of the cartons is showing defects, stop the installation** immediately and contact your, Parkay Floors® representative.

18. **Product cannot be used for exterior applications or wet areas.** Never install on ceilings or countertops (Fig. 32).

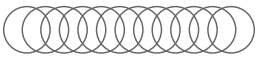

Flooring can have slight color variations in between production runs. Before starting the installation, it is best to check the production run # which is indicated on the label on the carton. If you find that you have cartons from different production runs, it is highly recommended that you open cartons and install a mix of planks from each different production run on your floor. This will result in a more natural looking floor.

MAINTENANCE

Clean regularly with a microfiber mop with a laminate floor cleaner, available at your local market. Do not spray excessively, pour liquid directly or leave moisture standing on the laminate floor. Always use chair protectors under furniture and on chair legs. Teflon protectors are best (Fig. 27, 28, 29 & 30).

STEPS TO FOLLOW

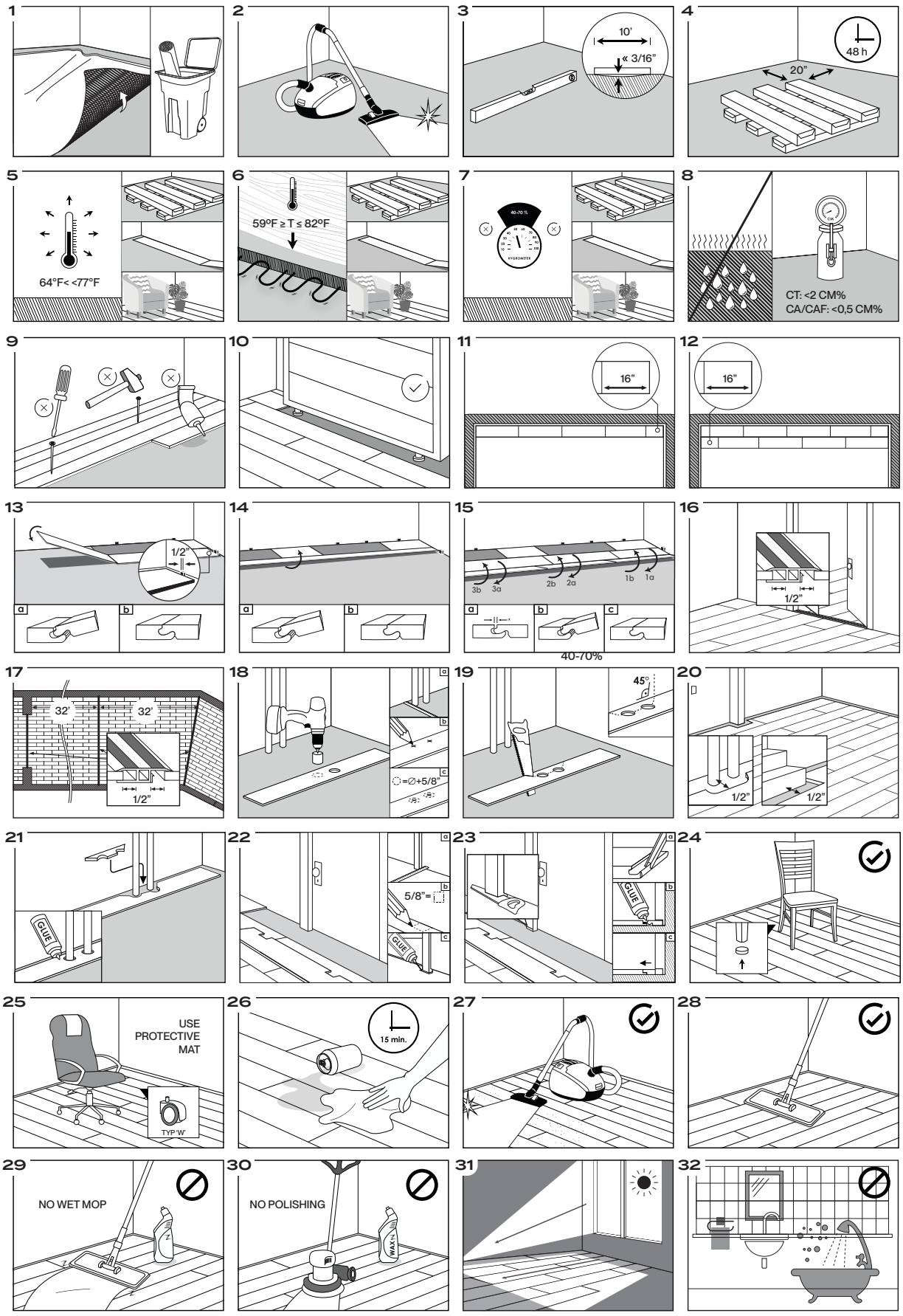

WARRANTY
25 years residential / 5 years light commercial warranty

Our 5 years limited light commercial warranty for Parkay Endurance Laminate Floor means that for five years, from the date of purchase from the original owner and first installation of the product, your floor will be free from manufacturing defects and will not wear through when installed and maintained according to instructions supplied with each carton. This warranty applies only to the original end user with a proof of purchase, warranty is not transferable. Floors must have been installed by a licensed and insured professional to be able to process any claim. The guarantee is for replacement or refund of the material only, no labor. Claims for wear must show a minimum dime size area. High-heeled shoes, rolling carts, furniture and chairs without protective pads can damage the floor and are not covered by this warranty.

Warranty covers against: Staining, Wear, Fading as a result or natural or artificial light, damage by moisture from everyday household spills and manufacturing defects. Floor will only be replaced for one of the same monetary value.

If more than 5% of the product pulled out of the cartons is showing defects, stop the installation immediately and contact your Parkay Floors® representative. Transition moldings are not covered under this warranty. Scratches and loss of gloss are not considered a wear-through issue. Up to 10% gloss variance is considered completely normal between planks.

This warranty excludes damage by natural disasters. This warranty excludes floors in contact with moisture trapped beneath the floor. The general warranty is pro rata (25 years for flooring). A pro rata warranty is one that provides for a refund or credit that decreases according to a set formula as the warranty period progresses. A claim process takes up to 90 days to process, from the date Parkay Floors® is contacted. We require a detailed description with images of the issue that clearly show the problem. Contact Parkay Floors® dealer no later than 15 days after the discovery of the defect. Your dealer will arrange for proper inspection and coordinate a resolution of your claim.

AC4 **ENDURANCE** 8MM TESTS

NGC TESTING SERVICES
ACOUSTICAL • FIRE • STRUCTURAL • ANALYTICAL™

Acoustical Testing Laboratory

NVLAP
TESTING
NVLAP LAB CODE 200291-0
Accredited by the National Voluntary Laboratory Accreditation Program for the specific scope of accreditation.

TEST REPORT

Impact Sound Transmission Test

ASTM E 492 – 09 (2016)e1 / ASTM E 989 – 21

On

8 Inch (203 mm) Concrete Slab Floor- Ceiling Assembly Overlaid with Underlayment Laminate Flooring – Comfortech (Laminate Endurance Parkay)

Report Number: NGC 7023081

Assignment Number: G-1867

Test Date: 10/10/2023

Report Approval Date: 10/11/2023

Submitted by: _____
Anthony J. Rivers
Acoustical Test Engineer

Reviewed by: _____
Michael J. Rizzo
General Manager

The results reported above apply to specific samples submitted for measurement. No responsibility is assumed for performance of any other specimen. The laboratory's accreditation or any of its test reports in no way constitute or imply product certification, approval, or endorsement by NVLAP, NIST or any agency of the Federal Government. This report may not be reproduced except in full, without written approval of the laboratory.

1650 Military Road • Buffalo, NY 14217-1198
(716) 873-9750 • Fax (716) 873-9753 • www.ngctestingservices.com

NGC TESTING SERVICES
ACOUSTICAL • FIRE • STRUCTURAL • ANALYTICAL™

Acoustical Testing Laboratory

NVLAP
TESTING
NVLAP LAB CODE 200291-0
Accredited by the National Voluntary Laboratory Accreditation Program for the specific scope of accreditation.

NGC 7023081

10/11/2023

Revision Summary:

Date	SUMMARY
Approval Date: 10/11/2023	Original issue date: 10/11/2023 Original NGCTS report: NGC 7023081

The results reported above apply to specific samples submitted for measurement. No responsibility is assumed for performance of any other specimen. The laboratory's accreditation or any of its test reports in no way constitute or imply product certification, approval, or endorsement by NVLAP, NIST or any agency of the Federal Government. This report may not be reproduced except in full, without written approval of the laboratory.

1650 Military Road • Buffalo, NY 14217-1198
(716) 873-9750 • Fax (716) 873-9753 • www.ngctestingservices.com

NGC TESTING SERVICES
ACOUSTICAL • FIRE • STRUCTURAL • ANALYTICAL™

Acoustical Testing Laboratory

NVLAP
TESTING
NVLAP LAB CODE 200291-0
Accredited by the National Voluntary Laboratory Accreditation Program for the specific scope of accreditation.

Report Number: NGC 7023081

Test Method: This test method is in accordance with American Society for Testing and Materials Standard Test Method for Laboratory Measurement of Sound Transmission Through Floor-Ceiling Assemblies Using the Tapping Machine - Designation: E 492-09 (2016)e1 / E 989-21.

The uncertainty limits of each tapping machine location met the precision requirements of section A1.4 of ASTM E 492-09 (2016).

Specimen Description: 8 inch concrete slab floor ceiling assembly overlaid with, Underlayment Laminate Flooring – Comfortech (Laminate Endurance Parkay).

The test specimen was a floor assembly and was observed to consist of the following:
All weights and dimension are averaged:

- 1 layer of, Underlayment Laminate Flooring – Comfortech (Laminate Endurance Parkay). The flooring was floating on the concrete slab. Measured thickness: 14.22 mm (0.56 in.). Measured weight: 9.91 kg/m^2 (2.03 PSF)

- 203.2 mm (8 in.) thick reinforced concrete slab, weighing: 488.2 kg/m^2 (100.00 PSF)

The overall weight of the test assembly is: 498.11 kg/m^2 (102.03 PSF)

The perimeter of the test frame was sealed with a rubber gasket and a sand filled trough.

The test frame was structurally isolated from the receiving room.

Specimen size: 3657.6 mm x 4876.8 mm (12 ft. x 16 ft.)

Conditioning: Concrete slab cured for a minimum of 28 days.

Test Results: The results of the tests are given on pages 4 and 5 of the report.

The results reported above apply to specific samples submitted for measurement. No responsibility is assumed for performance of any other specimen. The laboratory's accreditation or any of its test reports in no way constitute or imply product certification, approval, or endorsement by NVLAP, NIST or any agency of the Federal Government. This report may not be reproduced except in full, without written approval of the laboratory.

1650 Military Road • Buffalo, NY 14217-1198
(716) 873-9750 • Fax (716) 873-9753 • www.ngctestingservices.com

NGC TESTING SERVICES
ACOUSTICAL • FIRE • STRUCTURAL • ANALYTICAL

Acoustical Testing Laboratory

NVLAP
TESTING
NVLAP LAB CODE 200291-0
Accredited by the National Voluntary Laboratory Accreditation Program for the specific scope of accreditation.

Normalized impact sound pressure level

Test: ASTM E 492 - 09 (2016)e1 / ASTM E 989 - 21

Test Report: NGC7023081 Date: 10/10/2023
Specimen Size [m²]: 17.8

Source room		Receiving room	
Volume [m³]:	86	Volume [m³]:	128
Rm Temp [°C]:	25	Rm Temp [°C]:	25
Humidity [%]:	50	Humidity [%]:	50

Impact Insulation Class IIC : 53
Sum of Unfavorable Deviations [dB]: 25
Max. Unfavorable Deviation [dB]: 6 at 315 Hz

Frequency [Hz]	L_n [dB]	L2 [dB]	d [dB/s]	Corr. [dB]	u.Dev. [dB]	ΔL_n
80	57	57.2	26.79	-0.2		1.66
100	57	58.6	18.83	-1.6		0.57
125	61	63.5	16.89	-2.5	2	1.17
160	63	65.8	17.46	-2.8	4	1.86
200	61	63.0	17.16	-2.0	2	0.95
250	60	62.1	16.75	-2.1	1	0.27
315	65	67.4	16.71	-2.4	6	0.93
400	61	63.1	18.51	-2.1	3	0.85
500	60	61.5	19.19	-1.5	3	0.41
630	58	59.5	20.28	-1.5	2	0.77
800	55	56.1	22.04	-1.1		0.58
1000	55	56.1	22.05	-1.1	1	0.85
1250	52	53.0	23.91	-1.0	1	0.53
1600	46	46.5	26.50	-0.5		0.18
2000	40	39.9	29.25	0.1		0.50
2500	34	33.5	30.68	0.5		0.66
3150	27	26.9	32.42	0.1		0.43
4000	22	21.5	36.77	0.5		0.21
5000	18	17.4	41.21	0.6		0.29

L_n = Normalized Sound Pressure Level, dB
L2 = Receiving Room Level, dB
d = Decay Rate, dB/second
ΔL_n = Uncertainty for 95% Confidence Level

The results reported above apply to specific samples submitted for measurement. No responsibility is assumed for performance of any other specimen. The laboratory's accreditation or any of its test reports in no way constitute or imply product certification, approval, or endorsement by NVLAP, NIST or any agent of the U.S. Government. This report may not be reproduced except in full, without written approval of the laboratory.

1650 Military Road • Buffalo, NY 14217-1198
(716) 873-9750 • Fax (716) 873-9753 • www.ngctestingservices.com

NGC TESTING SERVICES
ACOUSTICAL • FIRE • STRUCTURAL • ANALYTICAL™

Acoustical Testing Laboratory

NVLAP
TESTING
NVLAP LAB CODE 200291-0
Accredited by the National Voluntary Laboratory Accreditation Program for the specific scope of accreditation.

Normalized impact sound pressure level

Test: ASTM E 492 - 09 (2016)e1 / ASTM E 989 - 21

Test Report: NGC7023081
Test Date: 10/10/2023
Specimen Size [m²]: 17.8

Impact Insulation Class IIC : 53

Frequency [Hz]	L_n [dB]
80	57
100	57
125	61
160	63
200	61
250	60
315	65
400	61
500	60
630	58
800	55
1000	55
1250	52
1600	46
2000	40
2500	34
3150	27
4000	22
5000	18

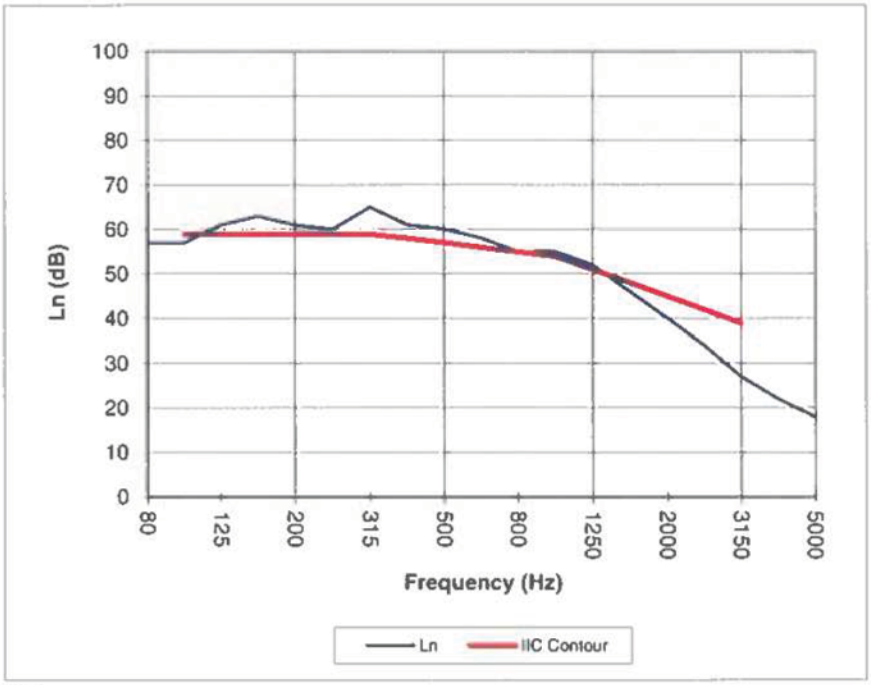

* Due to high insulating value of specimen, background levels limit results at these frequencies.

L_n = Normalized Sound Pressure Level, dB

The results reported above apply to specific samples submitted for measurement. No responsibility is assumed for performance of any other specimen. The laboratory's accreditation or any of its test reports in no way constitute or imply product certification, approval, or endorsement by NVLAP, NIST or any agent of the U.S. Government. This report may not be reproduced except in full, without written approval of the laboratory.

1650 Military Road • Buffalo, NY 14217-1198
(716) 873-9750 • Fax (716) 873-9753 • www.ngctestingservices.com

ilac-MRA DAkkS Deutsche Akkreditierungsstelle D-PL-11054-01-00

accredited by Deutsche Akkreditierungsstelle GmbH (DAkkS)

TEST CERTIFICATE

PT-23-06-02-35

Product: laminate flooring 8 mm AC4;
Impact sound underlay FoamFlex (2,0 mm);
PE film (vapour barrier 0,2 mm)

Reference: compact DPL laminate panel
(surface: 2,0 m x 2,4 m; thickness: 7,2 mm);
Underlay: PE foam (thickness: 3,0 mm);
PE film (vapor barrier 0,2 mm)

Client:

Order: Improvement of the impact noise insulation according to EN ISO 10140-3

Determination of the walking noise emission according to IHD-W 431
on a floor variant

Test report: Test report no. 2623098 dated 2nd June 2023

Test result: Improvement of the impact sound insulation according to EN ISO 10140-3

ΔL_w =**17 dB**

The floor variant provided by the client shows a significant reduction in walking noise emissions compared to the reference floor. The reduction is **23 %**.

Dresden, 2nd June 2023

Head of laboratory

Entwicklungs- und Prueflabor Holztechnologie GmbH EPH QUALITY TESTED

Engineer in charge

PARKAY®